


Short Duration Corporate Bonds



CINCINNATI ASSET MANAGEMENT

Firm and Investment Process Overview

Cincinnati Asset Management (CAM) was established in 1989 to build and manage high performance fixed income portfolios for individuals and institutions. Our approach stresses preservation of capital, diversification and high investment income.

CAM follows a conservative “bottom-up value” investment discipline that seeks out companies that are currently out of favor with investors, but poised to improve. The primary focus is preservation of capital with a secondary, but extremely important, emphasis on total return. Our portfolios are not managed to a benchmark from a portfolio construction perspective, but do look to outperform respective benchmarks over a full market cycle with less volatility. We do not utilize interest rate anticipation tactics. We look to minimize the impact of macro-economic factors, such as interest rate risk, from the investment process by employing defensive maturity structure within the portfolio.

Strategy Overview

The strategy is designed for investors interested in a shorter maturity profile which blends a fixed allocation of **50% Investment Grade and 50% High Yield** in one portfolio.

The objective is to provide a **diversified approach** to the corporate bond market that can perform in various environments within the context of a duration target of 3.

A **bottom-up approach** identifies investment opportunities that represent the most attractive value with strong prospects for consistent income and growth.

Liquidity and safety are enhanced by investing only in bonds with an initial issue size generally in excess of \$100,000,000.

The portfolio is **diversified** across 20 – 30 equal weighted issues and generally limited to a maximum of 15% per industry sector.

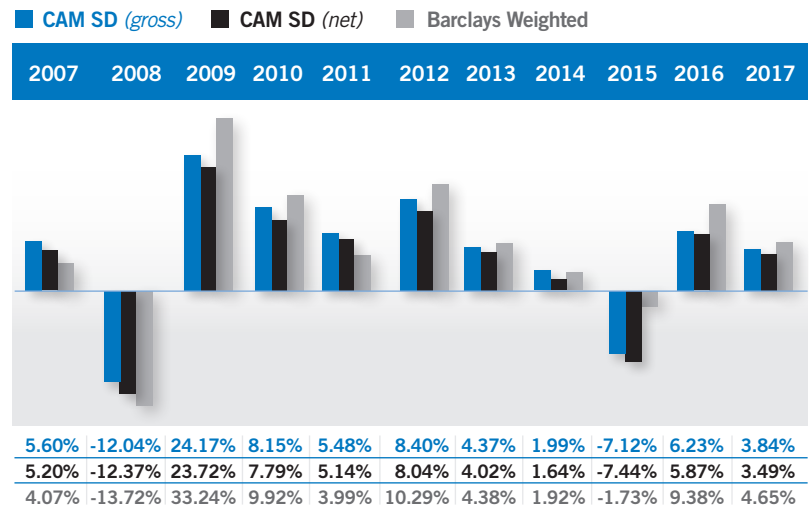
A historical **low turnover** of the portfolio, on average under 60% per year, helps to reduce transaction costs.

Annualized Returns for the Periods Ended 12/31/17

	YTD	1 Yr	3 Yrs	5 Yrs	10 Yrs	Inception*
CAM Gross	3.84%	3.84%	0.81%	1.75%	3.95%	4.26%
CAM Net of Fees	3.49%	3.49%	0.47%	1.41%	3.59%	3.88%
Weighted Barclays Index ¹	4.65%	4.65%	4.00%	3.66%	5.66%	5.52%

*Inception 06/01/2004 ¹ 50% Bloomberg Barclays US Credit Intermediate 1-5 Year & 50% Bloomberg Barclays Intermediate US Corporate High Yield Index

Calendar Year Returns (Gross)



Portfolio Risk Statistics for Periods Ended 12/31/17

	3 Yrs	5 Yrs	10 Yrs	Inception*
Standard Deviation CAM SD	3.82%	3.53%	6.19%	5.39%
Standard Deviation Weighted Barclays Index ¹	3.15%	2.95%	6.87%	6.04%
Sharpe Ratio CAM SD	0.10	0.42	0.56	0.53
Sharpe Ratio Weighted Barclays Index ¹	1.14	1.15	0.75	0.40

*Inception 06/01/2004

Cincinnati Asset Management, Inc., (“CAM”) was established in 1989 as a registered investment adviser with the United States Securities and Exchange Commission specializing in U.S. dollar denominated fixed income investments. CAM is an independent privately held corporation. CAM claims compliance with the Global Investment Performance Standards (GIPS®). Please contact us at the number referenced herein to obtain a compliant presentation or a list of composite descriptions. Performance examinations were conducted on the High Yield, Investment Grade and Short Duration composites for the period January 1, 2006 through December 31, 2016 by Ashland Partners & Company LLP and for prior periods by previous independent verifiers. The Broad Market composite has been examined by Ashland Partners & Company LLP for the period January 1, 2007 through December 31, 2016. The Short Duration – IG Only composite has been examined by Ashland Partners & Company LLP for the period December 1, 2008 through December 31, 2016. Copies of the verification reports are available upon request.

The High Yield composite includes investments with credit ratings which average B2/B with average maturity of six to eight years. The Investment Grade composite includes investments in fixed income securities with credit ratings averaging A3/A- with at least one investment grade credit rating and an average maturity of five to ten years. The Short Duration composite includes investments in fixed income securities with credit rating averaging Baa3/BBB- and a target duration of three years. The Broad Market composite includes investments in fixed income securities with credit rating averaging Baa2/BBB, an average duration of six years and an average maturity of eight years. The Short Duration-Investment Grade Only composite includes investments in fixed income securities with credit ratings averaging A3/A- with at least one investment grade credit rating and an average maturity of three to five years.

The Adviser's High Yield, Investment Grade, Short Duration, Short Duration – IG Only and Broad Market investment performance data conform to the following standards from April 1, 1989, January 1, 1993, June 1, 2004, December 1, 2008, and January 1, 2002, respectively:

- The composites consist of all discretionary portfolios in each respective style under management, including all securities and cash held in the portfolios, appropriately weighted for the size of the portfolios. All portfolios are included after three months under management or upon reaching 65% invested by CAM, whichever occurs first.
- Returns are calculated monthly in U.S. dollars and include reinvestment of dividends and interest.
- Gross of fees performance results include all transaction costs and exclude management fees. When performance is compared to Lipper mutual fund averages gross performance net of CAM's management fees is used.
- For the period from April 1, 1989 through 1992, the High Yield composite includes all assets of all accounts that meet the above criteria, except that not all accounts were added to the composite by the beginning of the third full reporting period for which the account was under management. In addition, prior to 1990 certain diversification requirements were not met.

The indices shown for comparative purposes are based on or derived from information generally available to the public from sources believed to be reliable. No representation is made to their accuracy or completeness.

“Gross Yield Comparisons”: CAM yields are for client account purchases over the last thirty days, gross before the impact of fees or expenses.

Past performance should not be taken as an indication of future results.

High Yield bonds may not be suitable investments for all individuals.

This presentation is for informational purposes and is not an offer to solicit the purchase or sale of securities.

Portfolio Statistics as of 12/31/17

Average Maturity	3.90 yrs.
Duration	2.80
Coupon	4.02%
Yield to Maturity	3.48%
Current Yield	3.95%
Target Diversification	25-30 issues
Average Credit Rating	BBB-/Baa3

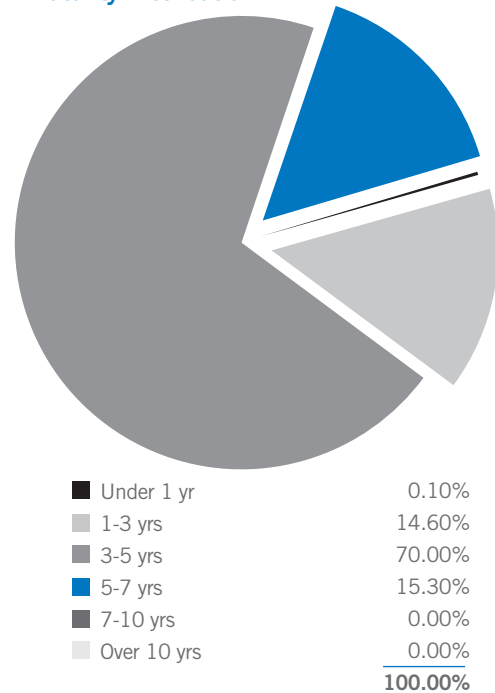
Credit Quality Distribution

AAA	1.30%
AA	4.90%
A	34.10%
BAA	11.80%
BA	16.80%
B	31.00%
CAA	0.00%
CA	0.00%
<C	0.00%
NR	0.10%
	<u>100.00%</u>

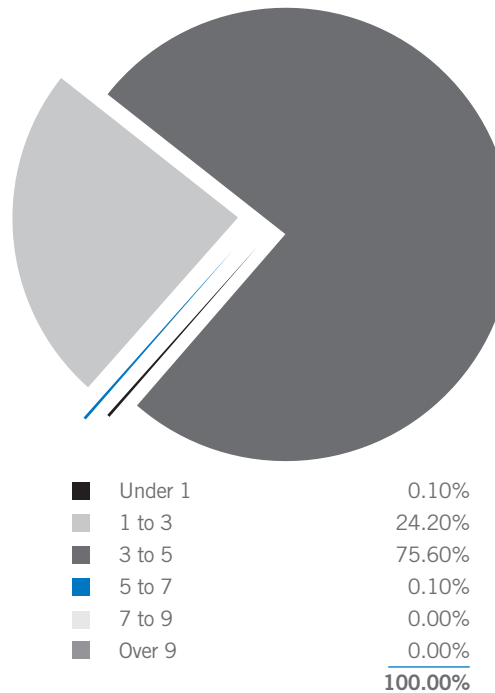
Industry Distribution

Banking	18.00%
Telecom	11.30%
Technology	8.90%
Media - Cable & Satellite	7.10%
Food & Beverage	5.60%
Healthcare	4.90%
Services	4.20%
Finance Companies	3.60%
Utility - Electric	3.30%
Chemicals	3.20%
Other Industries (16)	24.30%
Cash	5.60%
	<u>100.00%</u>

Maturity Distribution



Duration Distribution



Cincinnati Asset Management, Inc.
 8845 Governor's Hill Drive
 Suite 230
 Cincinnati, OH 45249

Phone 513 554 8500
 Fax 513 554 8509

www.cambonds.com